

**BUCHER**  
municipal

# Bucher MaxPowa V120

---

The latest innovative truck-mounted sweeper offering powerful heavy-duty performance.








## Introducing the new Bucher **MaxPowa V120**

---

The latest addition to the Bucher MaxPowa family has been designed to excel in heavy duty and public works applications whilst maintaining exceptional quality and performance.





## High **power**


The new Bucher MaxPowa V120 is supplied with a high power 129 kW auxiliary engine as standard which offers 690 Nm of torque for sustained performance, or the JCB 97 kW Stage 5 engine option is also available.

The brand new 129 kW auxiliary engine from JCB fits within the existing powerpack maintaining consistency of components across our TMS range

- 1 Powerful JCB 129 kW auxiliary engine with new gearbox and fluid coupling system to deliver exceptional power
- 3 500 hour routine service intervals
- 5 Optimal radiator position for greater efficiency allowing a slower fan speed saving 6 kW of power

A new tri-plate fan design handles the enhanced power from the engine for optimised airflow, which together with an updated radiator position and Smoothflow air technology minimises losses in the system to provide outstanding suction performance.

- 2 HVO compliant engine
- 4 Patented Tri-plate fan design to produce more airflow without increasing fan diameter
- 6 Smoothflow air technology for efficient air delivery for maximum suction performance





# High performance & precision

The modularity of the V series has been extended to the Bucher MaxPowa V120. With a large 12 m<sup>3</sup> hopper the V120 mounts on a three axle chassis. A standard water capacity of 5000 litres means the need for frequent refills is reduced, maximising on-station time. With a generous payload of up to 10,000 kg the V120 more than meets the demands of a working day.


The Bucher MaxPowa V120 has been designed to last and features a 5 mm thick 1.4003 stainless steel hopper and 1.4301 integrated water tank.

The unique smoothflow air system is standard on all V series sweepers and is designed to maximise airflow providing exceptional suction performance.

The Bucher MaxPowa V120 delivers great productivity with standard features and a wide range of options to match your operational needs.

With the Rear suction and Powawash options combined the Bucher MaxPowa V120 offers a complete cleaning solution for back to black results, often required in heavy duty applications.

A variety of alternative sweepgear options can also be selected to allow precise sweeping with intuitive in-cab controls. This includes a range of mid mounted sweepgear or additional front and side slide brush options for extended swept width & versatility.



- |   |  |
|---|--|
| <p>1 Large 12 m<sup>3</sup> hopper for optimised payload with optional 'EasyClean'</p> <p>3 Auxiliary 1700 litre powawash tank for high pressure water systems and total water capacity of 6700 litres</p> <p>5 Lockable side lockers for storage</p> | <p>2 5000 litre water tank with optional water recirculation to maximise on station time</p> <p>4 Drop down meshes with optional mesh shaker facility</p> <p>6 Optional rear suction to the rear for exceptional pick up performance</p> |
|---|--|



**Remote mesh lift**  
Allows the hopper meshes to be lowered and lifted into place remotely, without the need for the operator to stand in the dirty area.




**Rear mounted wanderhose**  
Heavy duty 200 mm dia hydraulically powered wanderhose, mounted to the rear door, particularly useful for use in areas where there are height restrictions.





**Quad camera**  
Offside road view, providing additional vision for potential blind spots.




**Triple sweepgear worklights**  
LED worklights to illuminate the side of the sweeper and kerb.

 12m<sup>3</sup> hopper capacity

 Up to 10,000 kg payload with 26,000 kg GVM

 5000 litre integral water tank  
6700 litres total possible capacity with Powawash option

 Bucher Connect for a range of location, sweeper and chassis specific data





**Rear suction nozzle option**  
Full width nozzles for high performance pick up ideally suited for highways and road construction.

**Rear nozzle operation**  
Operation from the JVM with separate selection for low pressure water.

**Powawash option**  
High pressure water delivering 100 l/min @ 200 bar to a variety of spraybar options.

**Powawash keypad**  
Electronic water valves with in cab control for Powawash options.

**V-jet spraybar**  
20 high pressure v-jets to the rear nozzles as standard when rear suction and powawash are ordered together.

**1700 litre water tank**  
Large auxiliary stainless steel water tank with integral storage locker and high pressure hose reel and lance.

**Rotating jets**  
Optional rotating jets for high intensity cleaning in front of the rear nozzles.

**Hopper water tank**  
Large 5000 litre 1.4301 stainless steel integral water tank. Total capacity with Powawash of 6700 litres.





**Front brush option**  
700 mm weedrip brush on a telescopic arm for long 1000 mm reach with in cab control.




**Side slide brush**  
Optional brush behind the front wheel for increased swept width and effective weed removal without the use of chemicals.



**Disc coulter option**  
Provides the ability to cut back turf ingress on non-kerbed roads and provides a neat clean cut edge to verges.



**Front mounted magnet**  
Option for the collection and removal of ferrous material in airport and industrial cleansing applications.



**Heavy duty nozzle**  
For aggressive environments. Offers higher grade industrial wheels, bumper and nozzle brace.



**Broomvak sweepgear**  
For high speed pick-up. Also allows pick up at reduced fan power in less demanding applications.



Outstanding  
**performance**  
in demanding  
conditions

---







## Low **environmental** impact

### Low noise

All our sweepers are equipped with noise suppression hoods, encapsulating the auxiliary engine and fan casing and noise attenuation vanes are installed as standard in the air exhaust system, creating a safer operating environment for both the driver and pedestrians.

The engine can be set to lower revs for night sweeping which reduces the noise levels by 50 %.

### High dust suppression

Debris is sucked in a direct route from the vacuum nozzle into the hopper, reducing wear and tear as well as maintenance. Once debris is in the hopper, the cyclonic airflow helps separate debris, and the clean air is released into the atmosphere.

### Low water usage

The Bucher MaxPowa V120 uses yellow mist atomising jets as standard to reduce water usage by 20 % or red nozzle jets, with higher flow are available for heavier applications. The optional Water Recirculation System can save up to 900 litres of water per day extending the on-station time and reducing the risk of dust going through the fan.

### Diesel free manufacturing site

At Bucher Municipal's truck-mounted factory in Dorking, our Integrated Management System certified to ISO 14001:2015 covers the Environmental management of our site and product range. In conjunction with our ISO 50001:2018 for Energy management we aim to prevent

pollution, protect the environment and ensure energy is used efficiently both in the manufacturing and use of our road sweepers. The production site is diesel free with all truck-mounted sweepers now being fuelled with HVO.



ISO 14001 certified



HVO compliant engine  
Can be mixed with any EN590 diesel mix without modification or change in servicing requirements



Smoothflow air technology for reduced noise



Optional water recirculation





The nozzle is designed for ease of adjustment and reduced set up time for the operator.

Ease of use and minimal effort required to set-up, clean and operate makes the V series a popular choice.

#### Safety

The Bucher MaxPowa V120 can be supplied with a wide range of optional LED work and hazard lights to make sweeping safer and easier.

Sweepgear worklights are provided as standard with optional double or triple sweepgear worklights also available to illuminate the side of the sweeper and kerb.

Optional rear mounted worklights offer an illuminated area behind the sweeper for reversing and working. LED flashers are also available to the rear door, as well as an optional LP13 signboard, which can be installed for highway use.

The high visibility brush plates makes it easier for the operator to see the brush position and alerts pedestrians, cyclists and other vehicles to the position of the brushes.

An electric handwash option with removeable bowl can be fitted to provide heated water for washing, aiding health and safety.

## Operator controls & **safety**

The Bucher MaxPowa V120 not only delivers on great performance but also provides the operator with intuitive controls for ease of use.

The centre console can be adjusted to suit the drivers position and allows improved direct vision. The 7" JVM screen provides information on the sweepers performance and doubles up as the camera screen.

The JVM has a wide range of settings that can be tailored to suit operational needs, including optional Preference Plus for access to a host of extended settings to further customise your sweepers functionality. Features available include a boost setting for Ecomode or pausing the sweepgear when overloaded or low on fluid levels.

A heavy duty pause button allows the operator to lift all the sweep gear and put the engine in tick over until depressed again. This allows the operator to change from sweeping to transit in a quick and easy way, and easily back again to sweeping. The Bucher MaxPowa V series remembers the last sweeping settings used each time


All MaxPowa V series sweepers feature a sloping hopper floor to allow debris to be discharged easily on tipping.

Mesh retention hooks are a standard feature that allows the hopper mesh screens to be released when the rear door is opened providing the operator with minimal effort to clean the meshes. An optional EasyClean system which flushes the air duct and behind the inlet tubes.



#### Door controller

The ergonomic door controller can be used for all sweeping operations, brush position, pressure, speed, nozzle aperture, engine revs and water jet activation.



#### Body prop

Highly visible self-engaging-body prop provides a safe working environment.



#### JVM screen

7" display for sweeper information graphics and warning LEDs. Performance data with a host of preference settings to suit operational requirements.



#### Wireless pendant

Wireless pendant for hopper opening and tipping and wide sweep brush adjustments.



Delivering  
**precision**  
every time

---





## Bucher Municipal



For local contact and support, please scan the QR code or visit

[buchermunicipal.com](http://buchermunicipal.com)

At Bucher Municipal, we innovate and engineer better cleaning and clearing solutions, helping our customers grow and maintain efficient and profitable businesses. Leveraging on the over 200 year-old heritage of Bucher, we are committed to helping you achieve more using less. Taking pride in being seen as a reliable partner, we work locally with you in realising the possibilities for a smarter, cleaner and more efficient tomorrow. Today.



Your Bucher Municipal contract partner:

**Driven by better**



Bucher Municipal  
E-Shop