

**BUCHER**  
municipal

# Bucher **V65e**

---





## Extraordinary results from our highly regarded sweepers

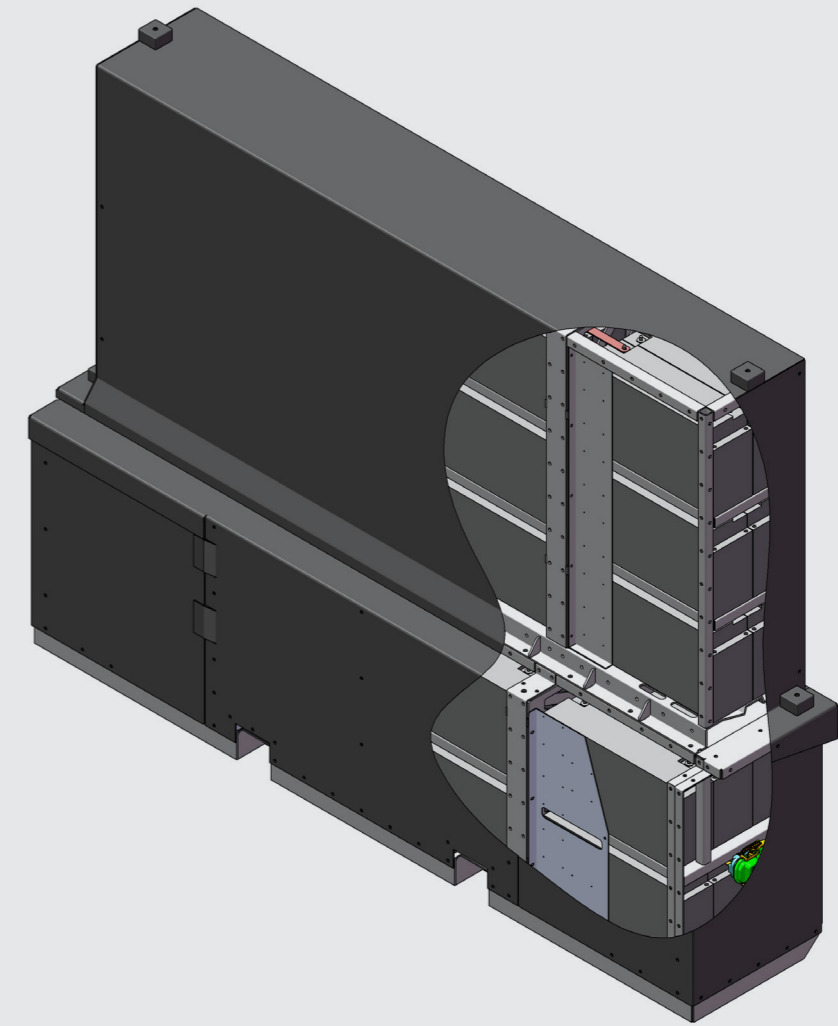
---

The V Range has established itself as our most reliable and dependable truck mounted sweeper. Our latest sweepers have been developed from over 60 years of evolution and continuous improvement to meet the requirements of our customers.

With tailored machines in your chosen field, Bucher Municipal offer a wide choice of products and options, which ensures maximum performance is always achieved.

The Bucher V65e is a 100% electric truck mounted sweeper offering zero emissions sweeping combined with longer on-station time, ease of use and low operational costs.

The Bucher V65e excels in each of these areas; high performance, high productivity, lower cost of ownership, environmental impact, safety and operator experience.



## High performance

Matching battery capacity and power to provide a diesel engine sweeper performance is the goal and Bucher Municipal achieve this with a large 200 kWh battery pack mounted behind the chassis cab.

The lithium ion phosphate battery provides 2,000 full charging cycles and an on-board Battery Management system constantly monitors and maintains the temperature and health of all

battery cells, balancing them without the need for liquid cooling.

The Bucher V65e features regenerative braking meaning when the accelerator pedal is released the traction motor will switch to regenerative braking mode recharging the batteries (when battery capacity is less than 90 %).



### Type

Lithium Ion  
Phosphate - LiFeP04

### Packs

48 x 12 V  
battery packs

### Voltage

600 V

### Capacity

200 kWh

## Charging

The Bucher V65e is fitted with two 22 kW on-board chargers, giving a charging capacity of 44 kW with fastest possible charging time of 4 to 5 hours.

Optional 32A or 63A charging cables are available to connect to standard industrial power supplies or Type 2 to Type 2 cables for charging from dedicated stations. Convenient onboard storage is provided.

The AC charging connector on the sweeper is a Type 2, capable of charging from any supply, including motorway services or street side chargers.



**63A 3 Phase 5 Pin Cable /  
Type 2 - Type 2**  
**44 kWh charging 10 - 100 %**  
Charge Time: 4 - 5 hours

**32A 3 Phase 5 Pin Cable /  
Type 2 - Type 2**  
**22 kWh charging 10 % - 100 %**  
Charge Time: 8 - 9 hours

# High productivity

Productivity is driven by reliability and dependability through fewer breakdowns or service interventions. Combine this with great suction performance, quick engage options your work time increases.

The Bucher V65e delivers great productivity with standard features and a wide range of options to match your operational needs.

Pneumatically operated mesh shakers remove leaves and litter trapped in the screens without the need for the operator to open the rear door.

Powasave/Thrust now independently controlled; reduces brush wear and boosts pressure to channel brushes in heavily soiled channels and reduces pressure/brush wear in light conditions.

Variagap gives the operator infinitely variable control of the nozzle aperture maximising suction performance whilst collecting bulky items or debris.

Data-capture is standard via the JVM providing data on service information and the sweeper. Data can be downloaded via a USB stick and uploaded onto a spreadsheet showing sweeping time and if fitted with a tachograph, distance travelled and distance swept.

Variabrush allows the operator to maintain a safe and consistent distance from the pavement, by adjusting the channel brush position to follow the kerb line; enhancing the functionality of the sweeper.



### Top mounted wanderhose

The top mounted wanderhose with 280 degree rotation, available in a 150 mm diameter with water injection, can be used to empty gullies down to 1570 mm safely from the kerb side.



### Simultaneous sweep

Simultaneous sweep allows both brushes and vacuum nozzles to operate at the same time.



### Rotatilt

Rotatilt option adjusts the angle of the channel brush from the cab to clean crevasses and cambered roads.

### Charging cable

Various charging cable options, in 32A and 63A, to integrate with your charging facilities.




### Supawash

Provides an option for high pressure water, 30 l/min @ 100 bar to clean roads and kerb lines. The hand lance and 15 m hose reel can be used to clean street furniture and the machine itself.



### Rear mounted wanderhose

Heavy duty, rear mounted wanderhose is also available to allow gully emptying. The single piece rear hose provides fast deployment with a max cleaning depth of 1475 mm.



**3,260 mm wheelbase**  
With 1545 litre water capacity.  
(Or a 2000 litre option).

**6.5 m<sup>3</sup>**

**Up to 8 hours sweeping**  
Or a transit range of up to 200 km.

**Up to 3600 mm**  
Up to 3600 mm swept brush width on simultaneous sweep

**Up to 6,000 kg payload**  
With an 16,000 kg GVM.  
\*options dependant

# Lower **Cost** of Ownership

Capital cost is only part of the operational expenditure of the sweeper. Lower power consumption and maintenance costs can outweigh the initial purchase price offering better value in the longer term.

The Bucher V65e has been designed to last and have more durable wearing parts.

The Bucher V65e features a 1.4003 stainless steel hopper and integrated water tank. A mild steel cowl is standard with optional 1.4003 stainless steel upgrade. Stainless steel mesh screens are also available if required.

The powder painted process starts with shot blasting components prior to the application of zirconium based pre-treatment to create a clean and adhesive surface for a satin primer. The resulting powder coat layer creates a highly effective barrier against corrosion increasing durability of the sweepgear.


The rear door features heavy duty stiffeners and the rear chute is made from stainless steel for extended durability.

Corten inlet tubes and seats reduce wear even in the harshest of environments.

Bolted replaceable rubber seals and quick change brushes reduce downtime for consumable replacements.

As standard, the Bucher V65e sweeper features a Pressadrain water purging system so that when freezing weather conditions are anticipated, water is easily and conveniently drained from the sweeper.

Water jets in the nozzle boxes are self-cleaning which extends the life of the components.



## JVM screen

JVM system with 7" colour screen provides fault diagnosis and operational feedback.

## Systems locker

The electronic nodes, hydraulic adjustments and pneumatic systems are centralised in the systems locker complete with convenient LED strip light, making repairs and fault finding easier and faster.

## Kick back feature

Trailing brush arms have a kickback function as standard protecting both the sweeper and street furniture.

## Supawash Hose

The Supawash hose has a short lead with a connector attached to the 15 metre hose. This allows the full length hose to be replaced quickly in the event of damage.

## Door locking mechanism

Heavy duty twin locking mechanism with minimal proximity switches, to ensure a tight seal and prevention of leakage.

## Combi cooler radiator

Single triple stack cooling pack for improved cooling performance and ease of cleaning.

## Heavy duty nozzle

Optional heavy duty nozzle box wheels and bumpers reduce damage and extend wheel life.

## EasyClean

EasyClean option can connect to a hydrant to flush the inside of the hopper, cleaning the roof duct and behind the inlet tubes.

# Low Environmental Impact

Road sweepers are the only vehicles on the road that reduce harmful emissions by trapping particulate matter collected from the road surface in the hopper. The Bucher V65e does this with the lowest environmental impact Bucher Municipal can design.

## Low noise

The Bucher V65e sweepers are equipped with noise suppression hoods, encapsulating the fan casing and noise attenuation vanes are installed as standard in the air exhaust system. Noise at the driver's ear is less than 75 dB(A) at maximum revs (chassis dependant), creating a safer operating environment for both the driver and pedestrians. The fan speed can be set to lower revs for night sweeping which reduces the noise levels by up to 50 %.

## High dust suppression


Debris is sucked in a direct route from the vacuum nozzle into the hopper, reducing wear and tear as well as maintenance. Once debris is in the hopper, the cyclonic airflow helps separate debris, and the clean air is released into the atmosphere.

## Low water usage

The Bucher V65e uses as standard yellow mist atomising jets to reduce water usage by 20 % or red nozzle jets, with higher flow are available for heavier applications.

## Zero emissions

Producing zero tailpipe emissions and low noise makes the Bucher V65e ideal for municipal sweeping and with a driving range of 200 km on a single charge means that it consumes less than 1 kWh per kilometre.



### Smoothflow Air System

Re-designed airflow system to maximise air delivery and minimise losses, improving suction performance whilst reducing noise.



# Safety

Safety is everyone's responsibility and Bucher Municipal has considered all areas of human interaction when designing the Bucher V65e.

## Automatic body prop

A highly visible, self-engaging body prop provides the operator and service personnel with a safe working environment. As it is disengaged from the radio controlled remote pendant, there is no need for anyone to work under an unsecured body.

## Wireless pendant controller

The radio controlled remote pendant allows the operator to walk completely around the sweeper without having wires to contend with. The operator can adjust the wide sweep brush easily and can check the surroundings before opening the hopper or tipping.

## Lighting

Being seen is a necessity on many sites and highways, Bucher Municipal offer several options to suit customer needs. The Bucher V65e is supplied

with an LED cab mounted beacon and two rear LED beacons mounted at the back of the hopper as standard. Operated from the JVM, these beacons flash in sync to ensure the sweeper is clearly visible. Optional beacons can be supplied to increase the awareness of the sweeper.

## Improved direct vision

The Bucher V65e now comes with an adjustable JVM screen. This allows the operator to adjust the JVM screen and control box to suit their driving position.

An updated door controller keypad with improved information and LED lights indicate which sweeping functions are on so the operator reduces the number of times they have to look away from the road.

The Bucher V65e's JVM screen provides information on the sweeper's performance and doubles up as the camera screen, reducing the requirement for additional screens in the cab.



## Sweepgear worklights

Optional double or triple sweepgear worklights illuminate the side of the sweeper and kerb



## Beacons

Optional LED cab roof bar beacons



## Rear worklights

Optional rear mounted worklights offer an illuminated area behind the sweeper for reversing and working



## LED flashers

Optional 4 LED flashers mounted on the rear door



## Reversing lights

Optional Rear mounted work/reversing lights can provide other site traffic with a highly visual reverse indicator which can be set to flash when reversing for added safety.




## LED light board

Optional LED light board with programmable messaging



## Offside camera

Offside road view, providing additional vision for potential blind spot.



## Lighting

LED beacons as standard for improved visibility



## Hi-vis brush plates

High visibility brush plates and hose sleeves makes it easier for the operator to see the brush position and alerts pedestrians, cyclists and other vehicles to the position of the brushes.



## Radio controlled pendant

Wireless pendant for hopper opening and tipping and wide sweep brush adjustments.




## High tipping angle door

And sloping hopper floor for ease of discharge.




## LP13 signboard

An LED LP13 Signboard can be installed for highways contracts.



## Body prop

Highly visible self-engaging body prop



## Triple work light

Double or triple sweep gear work lights illuminate the side of the sweeper and kerb or the road planing kit.

# Operator Experience

The Bucher V65e sweeper has been cleverly thought through with the operator in mind. Ease of use, great suction performance, minimal effort required to set-up, clean and operate.

The JVM has a wide range of settings that can be tailored to suit the operational needs including optional Preference Plus for a range of additional settings to customise your sweepers functionality. Features available include a boost setting for Ecomode or pausing of the sweepgear when overloaded or on low fluid levels.

## JVM display

Daily checks are carried out via the JVM. The centre console can be adjusted to suit the operator's preferred position.

## Door controller

A heavy duty pause button allows the operator to lift all the sweep gear. This allows the operator to change from sweeping to transit in a quick and easy way, and easily back again to sweeping. The Bucher V65e remembers the last sweeping settings used each time.

## Side door lockers

The Bucher V65e has two lockable large side lockers for storing equipment including wanderhose extensions and standpipes.

## Cleaning

The Bucher V65e features a sloping hopper floor; this allows leaves and debris to slide out of the hopper easily, reducing the amount of cleaning required. The Bucher V65e also offers an optional Easiclean system which flushes the air duct and behind the inlet tubes.



## Easiadjust nozzle

Simple adjustment of the nozzle for reduced set up time.

## Mesh retention hooks

The mesh screens are released and locked from the retaining clips via the door opening mechanism reducing the effort required to open and clean.

## Door controller

The ergonomic door controller can be used for all the sweeping operations, brush position, pressure, speed, nozzle aperture, engine revs and water jets.

## USB charging points

A centre console, featuring cup holders and USB charging points, can be adjusted to suit the operator's preferred position.

## Bucher Municipal



For local support,  
please scan QR code  
or visit

[buchermunicipal.com](https://buchermunicipal.com)

At Bucher Municipal, we innovate and engineer better cleaning and clearing solutions, helping our customers grow and maintain efficient and profitable businesses. Leveraging the over 200-year-old heritage of Bucher, we are committed to helping you achieve more using less. Taking pride in being seen as a reliable partner, we work locally with you in realising the possibilities for a smarter, cleaner and more efficient tomorrow. Today.



Your Bucher Municipal contract partner:

**Driven by better**



Bucher  
Municipal  
E-Shop